

# OTII

## Operating Table



- Four Section Top On Variable Height Base
- X-Ray Translucent Top With Integral Cassette
- Lateral Tilt as Standard

**BMI**  
**BORG EL ARAB**  
MEDICAL INDUSTRIES

# Operating Table

## Specifications:

■ Height:  
800-1100mm  
(to top of mattress)

■ Length:  
1925mm  
(over mattress)

■ Width:  
500mm  
(overmattress)

■ Weight:  
200 Kg

■ Mattress: 50mm

■ Trendelenburg: 35

■ Reverse  
Trendelenburg: 35

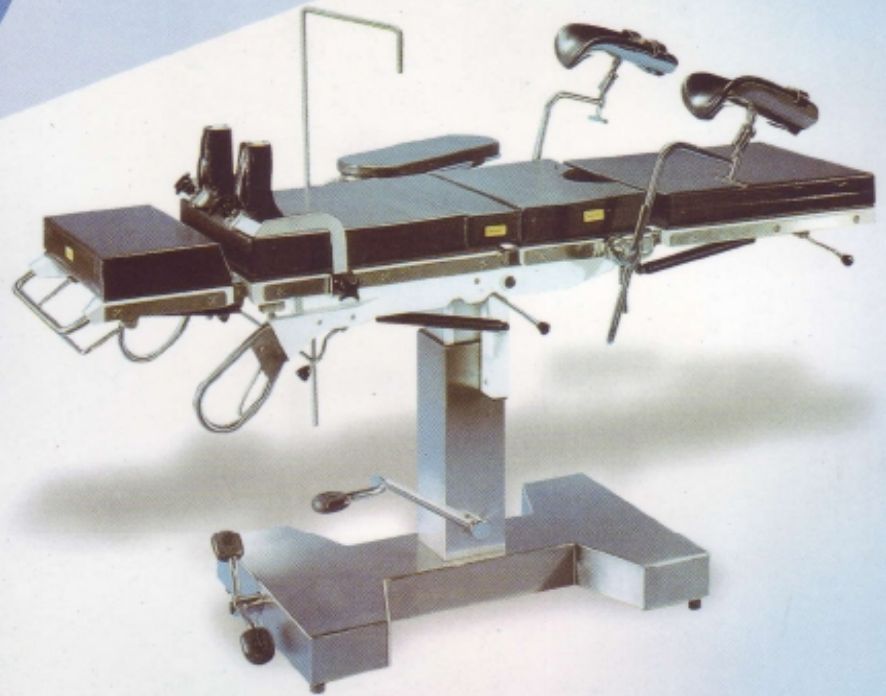
■ Lateral Tilt:  
15 Left/right

■ Foot Section:  
100 down

■ Head Section:  
35 up/down

■ Other dimensions &  
angles are available  
upon request.

■ OT II e  
(with electrohydraulic  
movements) is available



## Features

four section top variable height hydraulic base  
mounted on anti-static castors

Lateral tilt as standard

X-Ray translucent top with integral X-ray cassette channel

Detachable foot and headends, useful for image  
intensification work

Foot pedal locking device which raises the base on  
top stump feet giving complete stability

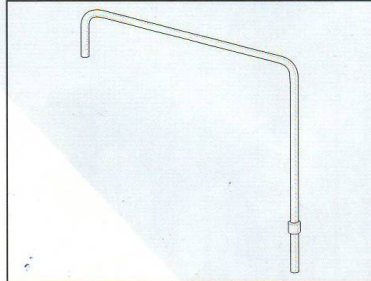
Extensive range of movements for most surgical procedures

Comprehensive range of accessories

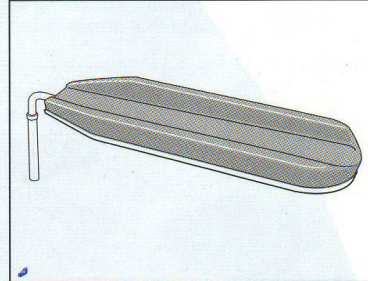
# OPMASTER® ACCESSORIES




**TA01/000** Accessory Stand



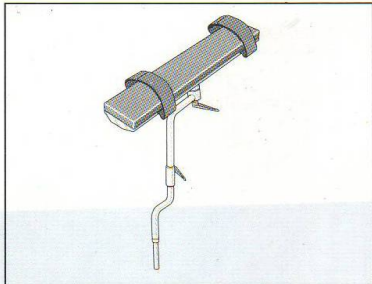
**TA02/000** Anaesthetic Screen  
**TA02/001** Anaesthetic Screen Large



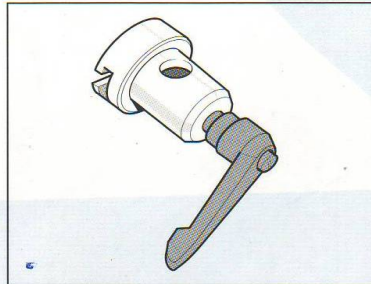
**TA03/000** Arm Table Standard



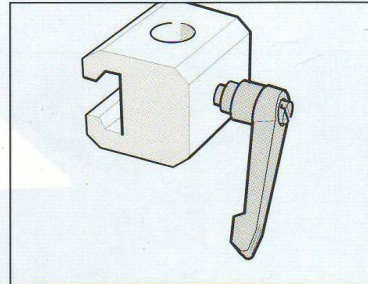
**TA04/000** Arm Table Square  
**TA04/001** Arm Table Square Extended  
**TA04/002** Arm Table Standard c/w  
Multi Position Socket



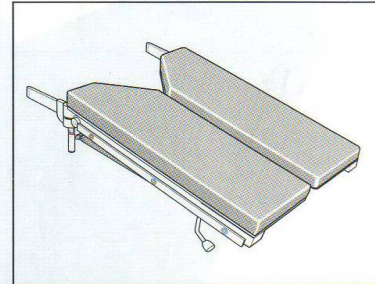
**TA05/000** Arm Table Multi Position



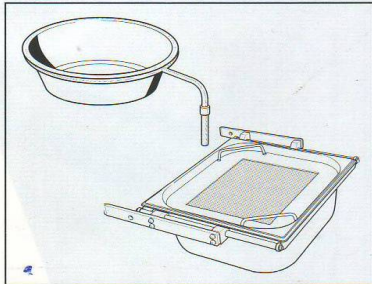
**TA06/000** Rotary Clamp UK  
**TA06/001** Rotary Clamp EURO  
**TA06/002** Rotary Clamp USA



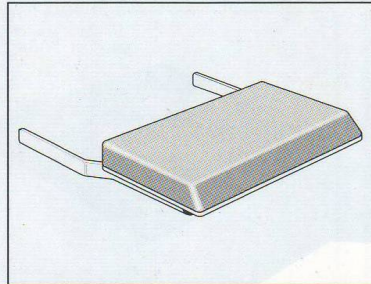
**TA07/000** Standard Clamp UK/EURO  
**TA07/001** Standard Clamp USA



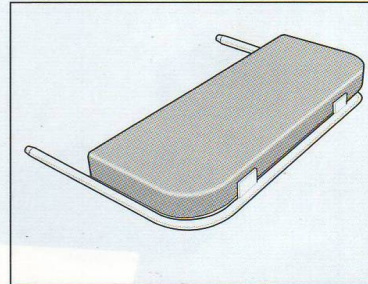
**TA08/000** Divided Leg Section 521/531  
**TA08/001** Divided Leg Section 541  
**TA08/002** Divided Leg Section 505/508



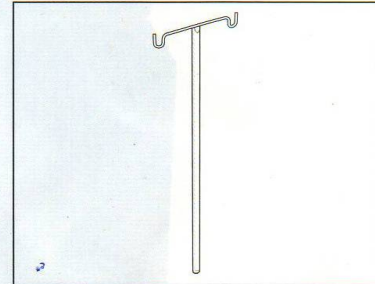
**TA09/000** Douche Bowl  
**TA09/001** D/Bowl Sieve & Drain  
505/508/521/531  
**TA09/002** D/Bowl Sieve & Drain 541



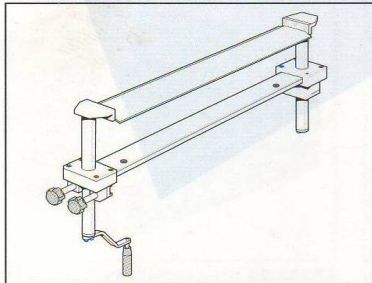
**TA10/000** Foot Section Ext. 521/531



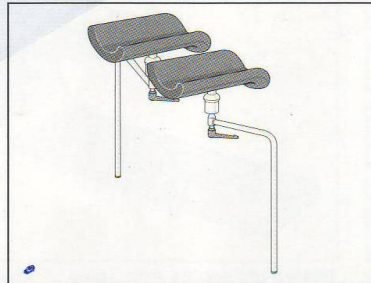
**TA11/000** Foot/Knee Support 521/531/541



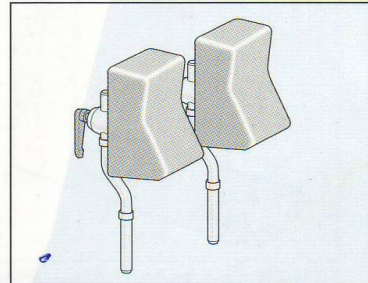
**TA13/000** I/V Pole



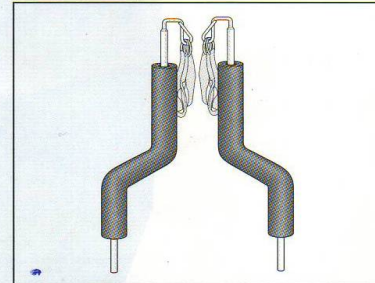
**TA14/000** Kidney Elevator 521/531



**TA15/000** Knee Crutch Lithotomy Set



**TA16/000** Lateral Supports 505/508/531/541



**TA17/000** Lithotomy Pole Set 16mm Dia  
**TA17/001** Lithotomy Pole Set 19mm Dia

*Accessories and Attachments  
for the range of theatre and  
day surgery operating tables*